

# Parent Guide to the PARCC Score Report

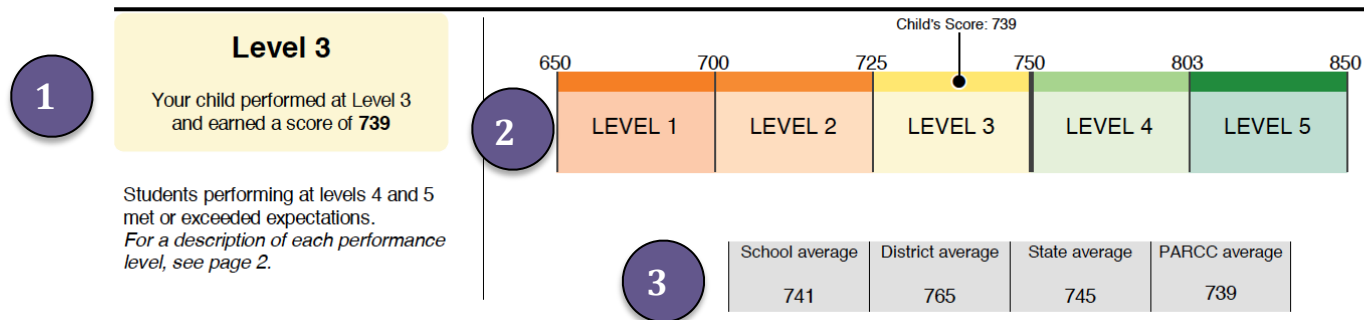
# PARCC

## The First PARCC Parent Score Report

The PARCC tests measure whether students are meeting new, higher academic standards and mastering the knowledge and skills they need to progress in their K-12 education and beyond. They test more complex skills like critical-thinking, persuasive writing, and problem-solving. Scores may look different and lower on this new test. That does not mean students are learning less, it means the tests have changed and ask students to meet a higher bar.

Score reports for the first year of the PARCC test are coming out in the fall. This is a transition year and extra time was required to set the threshold scores and prepare the first score reports. Performance levels, the levels that indicate how well students met grade level expectations, and the score ranges that make up each of the five levels, had to be established based on actual student results. Next year, the results will come much sooner – close to the end of the school year. Parents receive two reports for each child – one for the English language arts/literacy test and one for mathematics.

### ENGLISH LANGUAGE ARTS / LITERACY PERFORMANCE



### Key Information Provided in the Score Report

**1 Overall Student Performance** – This section of the report shows your student’s overall numerical score and the performance level achieved based on that score. Level 1 indicates a student is not yet meeting grade level expectations and Level 5 indicates the student has a strong understanding of grade level material.

Page two of the score report provides additional information about your child’s score and level of performance. Level 4 and above indicates that a student meets or exceeds grade level expectations and is well prepared for the next grade level.

**2 Score Graph** – The colored graph shows the score ranges for each performance level and where your child’s score falls within that range. This gives you an indication of how close your child is to achieving the next level.

**3 Score Comparisons:** Unlike many previous state test score reports, PARCC score reports show how your student is performing compared to students in the same grade at the same school, across the school district, around the state, and across the states administering the PARCC test.

### Additional Resources:

- For more information about the PARCC score report and to view sample test questions, visit [understandthescore.org](http://understandthescore.org).
- To learn more about grade level expectations, view the PTA’s Parents’ Guide to Student Success at [pta.org/parents/](http://pta.org/parents/).
- For tips and tools to help your child succeed in school, visit [belearninghero.org](http://belearninghero.org).

## Parent Guide to the PARCC Score Report

### READING


<p>4</p> <p>Reading score range: 10 to 90</p> <p>Your child's score</p> <p style="text-align: center;"><b>44</b></p>	<p>Average of students just meeting expectations</p> <p style="text-align: center;">50</p>	<p>School average</p> <p style="text-align: center;">52</p>
	<p>District average</p> <p style="text-align: center;">48</p>	<p>State average</p> <p style="text-align: center;">45</p>

### WRITING


<p>Writing score range: 10 to 60</p> <p>Your child's score:</p> <p style="text-align: center;"><b>30</b></p>	<p>Average of students just meeting expectations</p> <p style="text-align: center;">35</p>	<p>School average</p> <p style="text-align: center;">39</p>
	<p>District average</p> <p style="text-align: center;">35</p>	<p>State average</p> <p style="text-align: center;">31</p>

4 **Reading and Writing Performance** – The report for the English language arts test will show your student’s overall performance in two main sub-categories: reading and writing. It will show your child’s numerical score for a sub-set of questions in those categories. This section includes the average reading and writing scores of students who achieved an overall performance of Level 4 on the test, as well as average scores for the school, district, and state.


#### LITERARY TEXT

5  **In this area, your child did not do as well as students who met the expectations.**  
Students meet expectations by showing they can read and analyze grade appropriate fiction, drama and poetry.


#### INFORMATIONAL TEXT

 **In this area, your child did almost as well as students who met the expectations.**  
Students meet expectations by showing they can read and analyze grade-appropriate non-fiction, including texts about history, science, art, and music.


#### VOCABULARY




 **In this area, your child did as well as or better than students who met the expectations.**  
Students meet expectations by showing they can use context to determine what words and phrases mean in grade-appropriate texts.

#### WRITING EXPRESSION

 **In this area, your child did not do as well as students who met the expectations.**  
Students meet expectations by showing they can compose well-developed, organized, and clear writing, using details from what they have read.

#### KNOWLEDGE AND USE OF LANGUAGE CONVENTIONS

 **In this area, your child did as well as or better than students who met the expectations.**  
Students meet expectations by showing they can compose writing using the rules of standard English, including those for grammar, spelling, and usage.

LEGEND		
 Below Expectations	 Nearly Meets Expectations	 Meets or Exceeds Expectations

To see selected questions from the test visit, [understandthescore.org](http://understandthescore.org).

5 **Detailed Breakdowns** – The score report also provides information about your child’s performance on specific skills within English language arts, so you can see where your student is excelling or needs additional support. Each area includes a description of the skills needed to demonstrate a clear understanding of grade-level standards.

6 **Explanatory Icons** – This is a guide to the icons used above, so you can quickly see how your child’s performance in each area of the test compares with that of students who met grade level expectations.

### What now? How the PARCC score report can be used to enhance your child’s education:

- Schools and districts can use the report information to better plan instruction, support, and enrichment for students.
- Teachers can use this information to personalize instruction to meet individual student needs.
- Parents can use this information to understand their child’s needs and strengths and work with their teachers and school to support their child at home. Find resources at [UnderstandTheScore.org](http://UnderstandTheScore.org)
- It is important to have regular check-ins with teachers to help ensure your child is learning the skills necessary to remain on track.